



How to Approve a Code Self-Assessment in ACFID's Portal - Chair

22 Steps [View most recent version on Tango.us](#) 

Created by
Emily Moreton

Creation Date
May 16, 2023

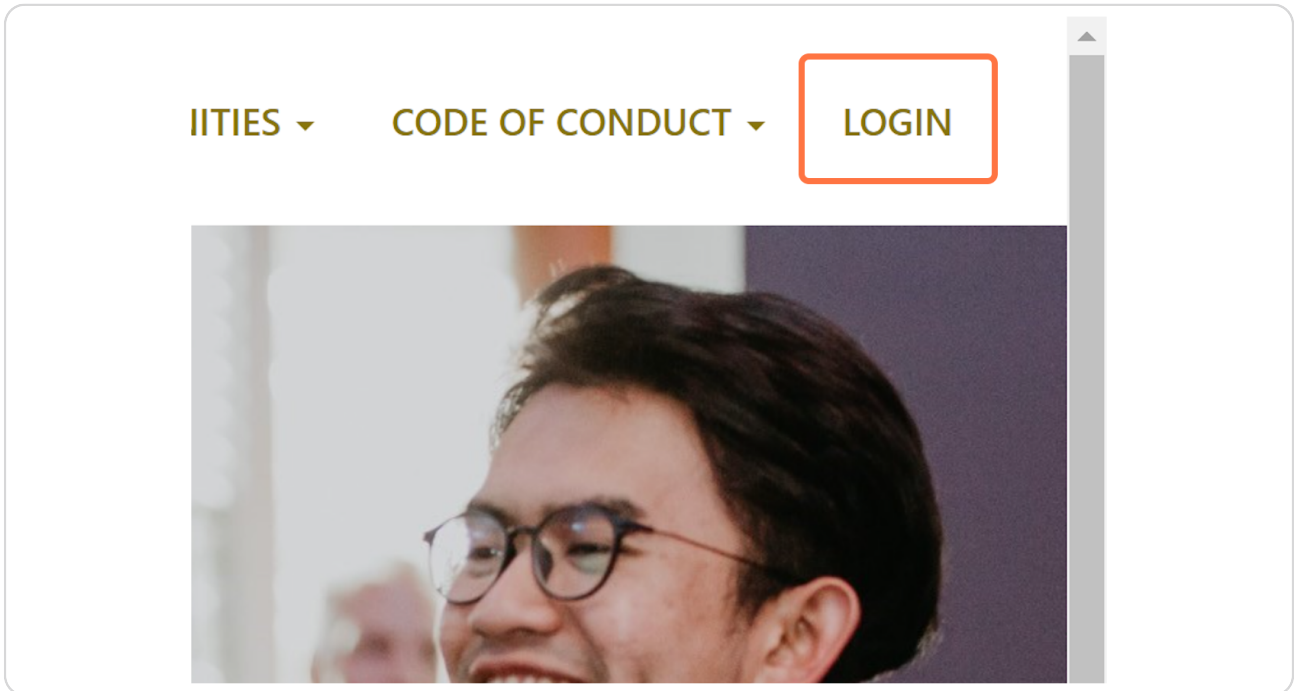
Last Updated
May 16, 2023

STEP 1

Go to MyACFID.

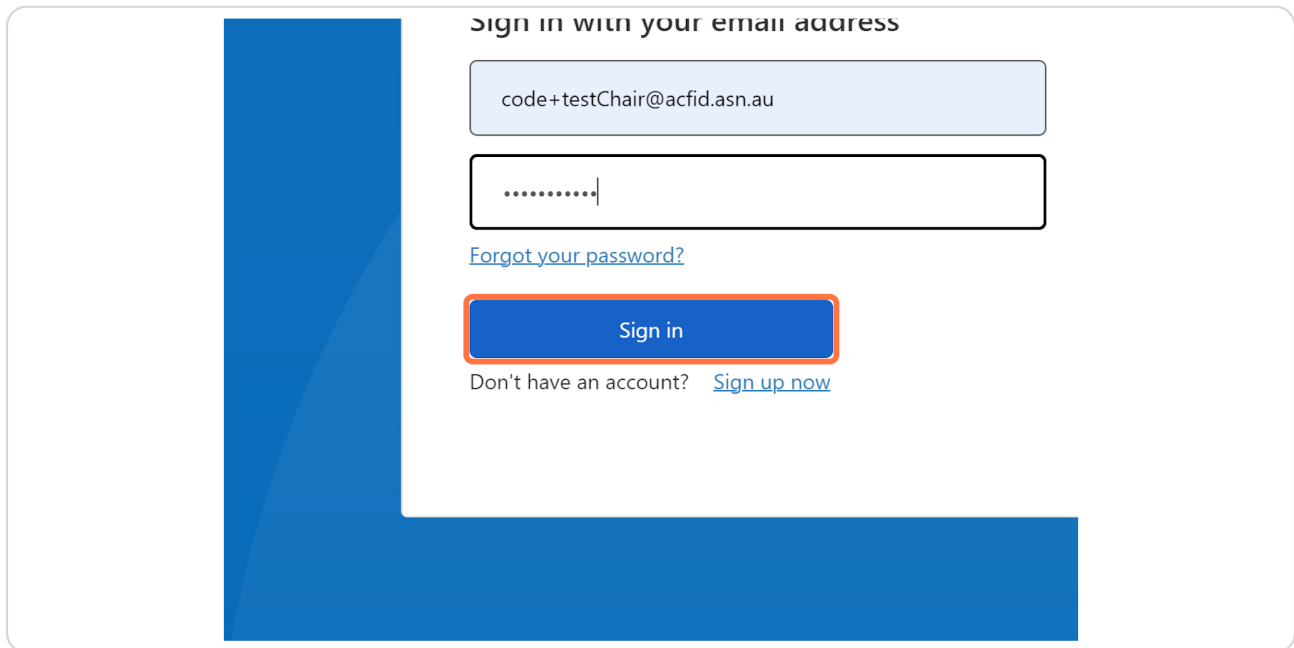
STEP 2

Click on LOGIN



STEP 3

Enter your MyACFID username (email) and password, and click Sign in. There is a 'Forgot your password?' link if required.



Sign in with your email address

code+testChair@acfid.asn.au

.....

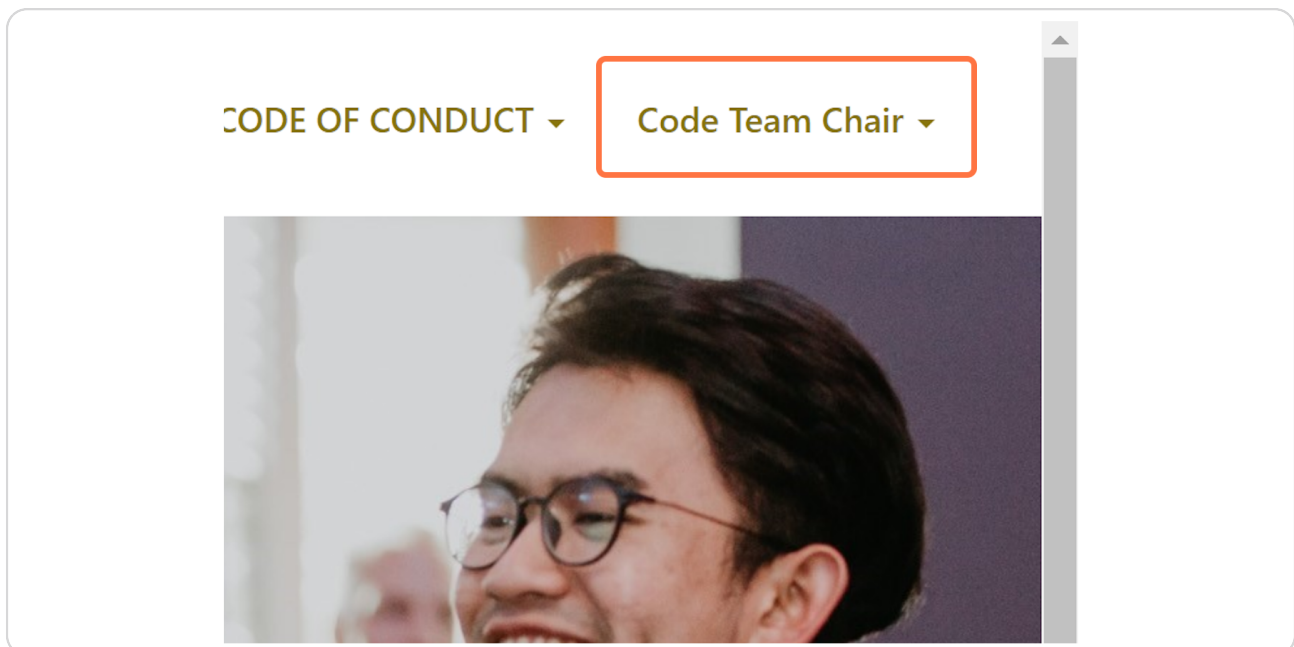
[Forgot your password?](#)

Sign in

Don't have an account? [Sign up now](#)

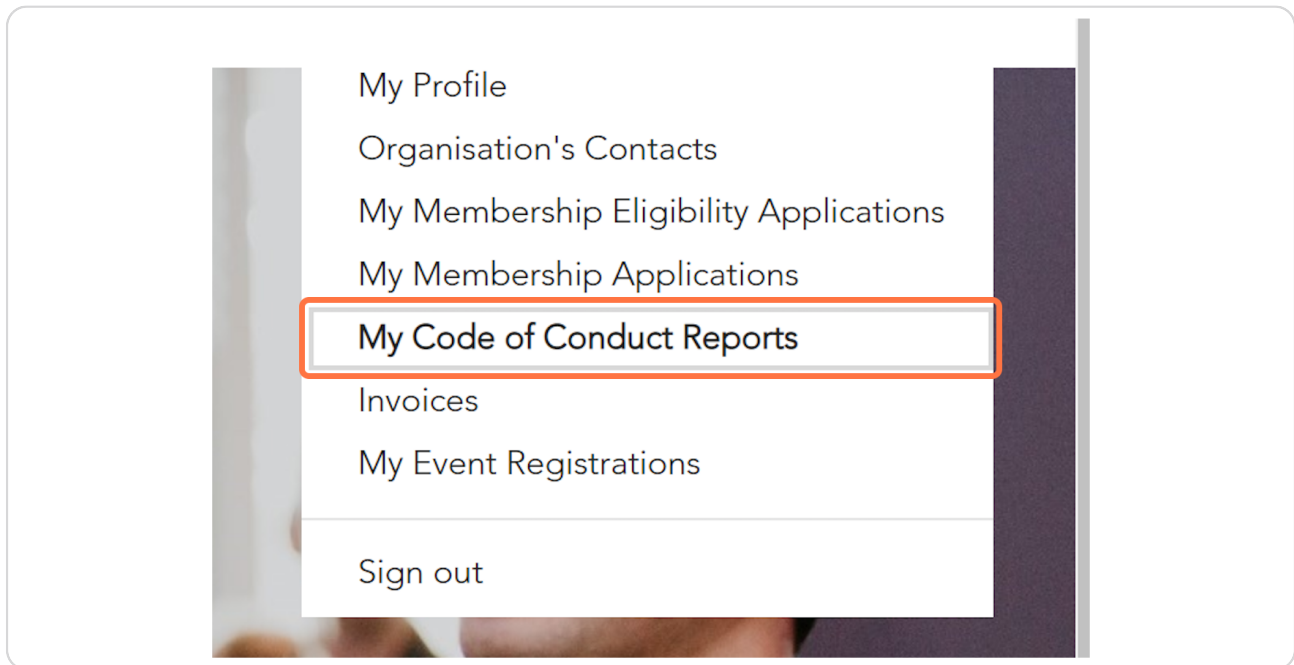
STEP 4

Click on your name.



STEP 5

Click on My Code of Conduct Reports



STEP 6

Go to My CSA Submissions

Many thanks for completing your Code of Conduct reports

The table below will show your organisation's draft or submitted code self assessments. Each organisation should have one draft of submitted CSA every 3 year.

Only select staff members of your organisation with the appropriate permissions will be able to see and contribute to the same draft CSA submission once started.

To print or download a CSA Summary with all your responses please click on the arrow on the right in the table below. You can use this function both for draft CSAs and for submitted CSAs. You can also print/download the CSA Summary when completing the CSA submission by clicking on the print/download button at the top.

Any issues or questions - please do not hesitate to contact ACFID on code@acfid.asn.au

My CSA Submissions

CSA ID	Compliance Contact	Organisation	Status	Submitted Date ↓	Date Submission Due	Financial Year you are reporting on?	
002959	Code Team Compliance Contact	Code Team Test	Complete, waiting for Chair approval	15/05/2023	31/07/2023	January 2022 - December 2022	▼
002960	Code Team Compliance Contact	Code Team Test	ACFID review complete		31/05/2019	January 2019 - December 2019	▼

My Exceptions Report Submissions

Compliance	Submitted	Date Submission	Financial Year you are reporting
------------	-----------	-----------------	----------------------------------

STEP 7

Find the relevant Financial Year.

	Date Submission Due	Financial Year you are reporting on?
	31/07/2023	January 2022 - December 2022
	31/05/2019	January 2019 - December 2019

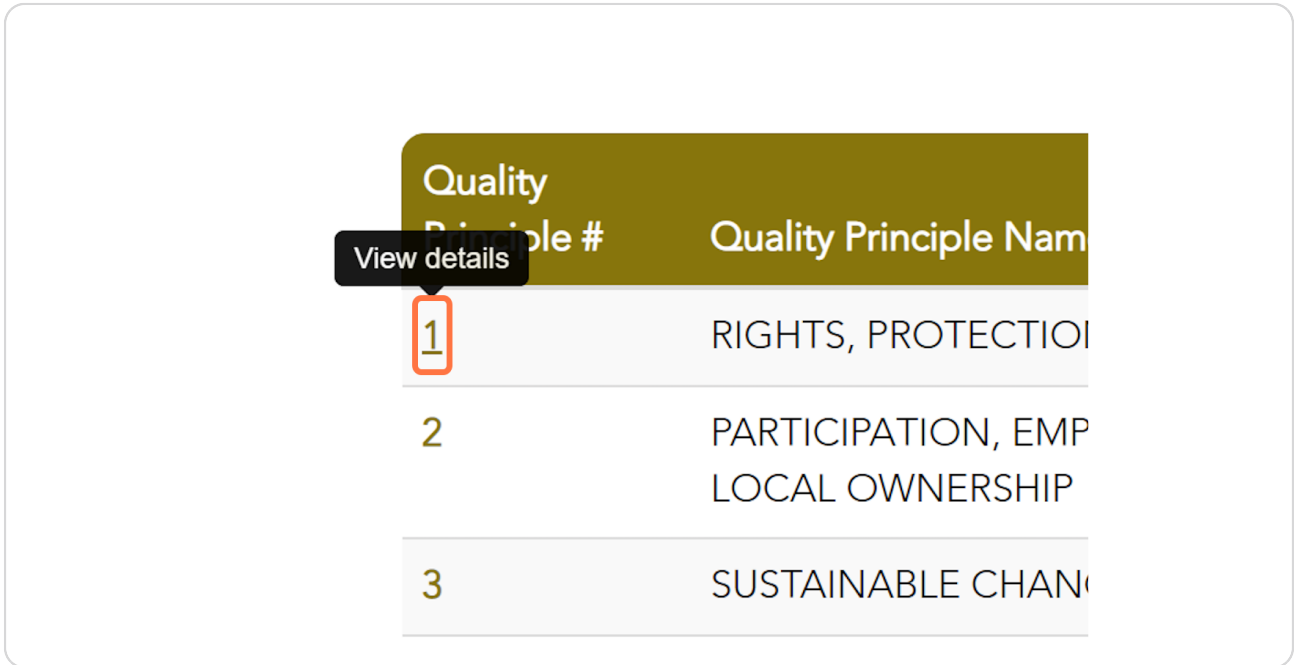
STEP 8

Click on the action menu arrow and select View.

	Date Submission Due	Financial Year you are reporting on?
	31/07/2023	January 2022 - December 2022
	31/05/2019	January 2019 - December 2019

STEP 9

To review the submitted responses, click on the Quality Principle #.

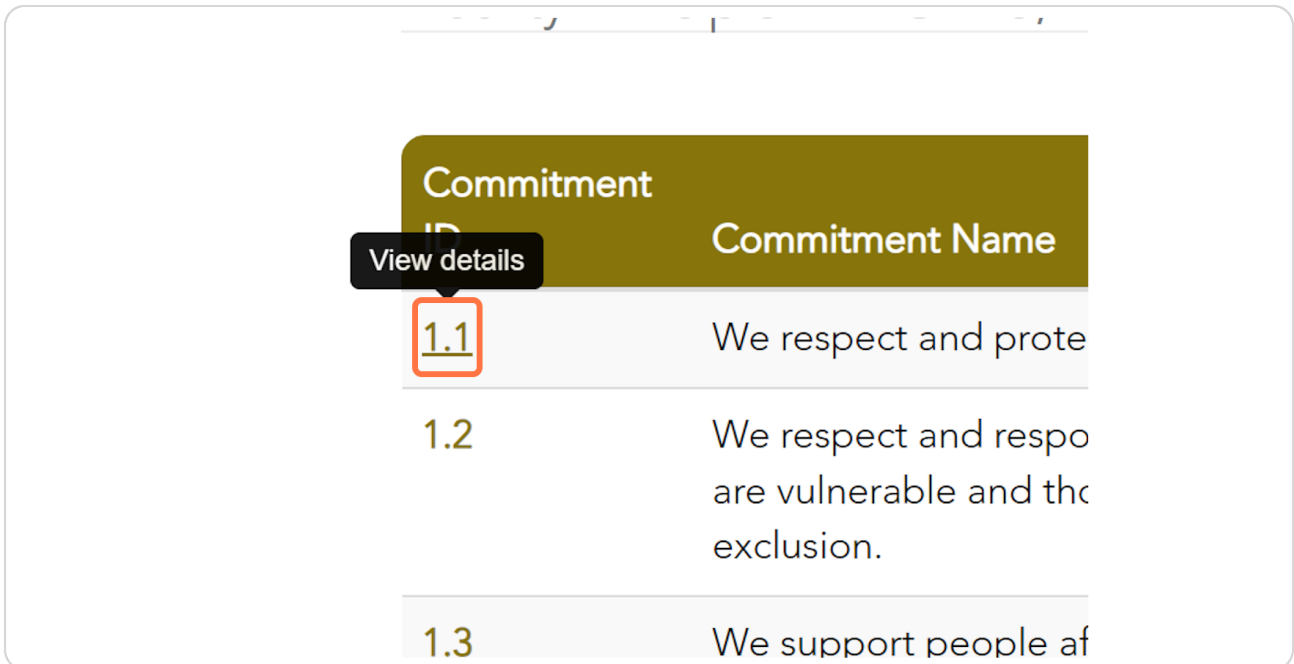


A screenshot of a table with a dark olive green header. The header has two columns: 'Quality Principle #' and 'Quality Principle Name'. A black tooltip with the text 'View details' is positioned over the number '1' in the first column. The number '1' is also enclosed in a red square. The table contains three rows of data.

Quality Principle #	Quality Principle Name
1	RIGHTS, PROTECTION
2	PARTICIPATION, EMP LOCAL OWNERSHIP
3	SUSTAINABLE CHANG

STEP 10

Click on the Commitment ID.



A screenshot of a table with a dark olive green header. The header has two columns: 'Commitment ID' and 'Commitment Name'. A black tooltip with the text 'View details' is positioned over the ID '1.1' in the first column. The ID '1.1' is also enclosed in a red square. The table contains three rows of data.

Commitment ID	Commitment Name
1.1	We respect and prote
1.2	We respect and respo are vulnerable and the exclusion.
1.3	We support people af

STEP 11

Scroll down to view your organisation's written response.

[Copy response](#)

Minimum of 150 words, maximum of 400 words. 239 word(s)

B / U / **S** | **H1** | **H2** | ↑ | " " | # | • | </> | — | 🗑️

Lorem ipsum dolor sit amet, consectetur adipiscing elit. Vivamus pellentesque enim ac ultricies pulvinar. Etiam venenatis nunc dui, sit amet suscipit nisi varius ut. Vestibulum auctor non arcu in rutrum. Nam turpis lorem, sodales ac ultrices vel, varius ac sem. Etiam pharetra nibh quis aliquet tincidunt. Sed nisi orci, tincidunt sed bibendum sit amet, commodo sit amet augue. Morbi cursus libero at tempus vulputate. Fusce dictum ac arcu eu sollicitudin.

Sed sit amet ligula maximus, maximus elit id, imperdiet nunc. Duis quis velit sit amet felis cursus tincidunt quis in erat. Quisque vel fermentum augue. Proin rhoncus sodales nulla, ac hendrerit est tincidunt vehicula. Donec non auctor dui, nec elementum urna. Donec pharetra pretium lorem, non elementum leo rhoncus rutrum. Sed viverra eros dignissim facilisis interdum. Donec luctus, odio quis lobortis consectetur, tellus mauris accumsan lacus, ac egestas nisi justo vitae odio. Nulla cursus enim vel neque suscipit, eu rutrum tortor consequat.

Fusce vestibulum, elit vitae eleifend auctor, mi nibh pellentesque velit, quis fringilla justo dui vel diam. Mauris euismod enim eu augue sagittis ultrices. Fusce volutpat posuere lacinia. Duis libero felis, varius in dictum ac, bibendum eu nisi. Proin molestie orci a dui mattis efficitur ut in ligula. Donec sit amet vehicula turpis. Etiam congue ligula tortor, sit amet hendrerit augue faucibus id. Praesent semper erat id magna commodo feugiat. Mauris condimentum consectetur interdum. Etiam pellentesque enim non consectetur tincidunt. Nulla venenatis diam et leo mattis, eget vulputate nunc lacinia.

[Previous](#) [Save & Next](#)

Copyright © 2023 ACFID. All rights reserved. [Website Terms and Conditions](#) [Privacy Policy](#)

STEP 12

Click on Save & Next


venenatis nunc dui, sit amet suscipit nisi varius ut. Vestibulum auctor non arcu in rutrum. Nam turpis lorem, sodales ac ultrices vel, varius ac sem. Etiam pharetra nibh quis aliquet tincidunt. Sed nisi orci, tincidunt sed bibendum sit amet, commodo sit amet augue. Morbi cursus libero at tempus vulputate. Fusce dictum ac arcu eu sollicitudin.

[Previous](#) [Save & Next](#)

Copyright © 2023 ACFID. All rights reserved.

STEP 13

Review the Compliance Indicators.

 ACFID INTERNATIONAL DEVELOPMENT
HOME EVENTS COMMUNITIES CODE OF CONDUCT Code team Chair

Home / My Code of Conduct Re... / CSA Submission Details / Quality Principle / Commitment

Commitment 1.1: We respect and protect human rights.

Overview Compliance Indicators Good Practice Indicators

Compliance Indicators

- Select your compliance level. If you need guidance, please click the link next to each compliance verifier.
- Each compliance indicator has a compliance verifier which describes the evidence your organisation is required to have in place to be compliant. Click the link next to the compliance verifier to read this evidence on ACFID's Good Practice Toolkit.
- If your organisation's documentation and implementation does not comply with the compliance verifiers, then compliance will NOT have been met.

1.1.1 Members demonstrate an organisational commitment to human rights. [To view the Compliance verifier - see here](#)
 Compliant
 Non-compliant

1.1.2 Members contribute to the realisation of human rights in their development and humanitarian initiatives. [To view the Compliance verifier - see here](#)
 Compliant
 Non-compliant

1.1.3 Members protect primary stakeholders from discrimination, violence, abuse, exploitation or neglect based on an analysis of the context in which they are working. [To view the Compliance verifier - see here](#)
 Compliant
 Non-compliant

STEP 14

Click on Save & Next

1.1.3 Members protect primary stakeholders from d
the context in which they are working. [To view the C](#)

Compliant
 Non-compliant

Previous **Save & Next**

Copyright © 2023 ACFID. All rights reserved.

STEP 15

Review the Good Practice Indicators.

Overview ✓ Compliance Indicators ✓ **Good Practice Indicators**

Good Practice Indicators

- Good Practice Indicators describe a higher standard of practice than that set out in the Code of Conduct, and are NOT used in assessing compliance. Rather, they provide our members with a self-health check of good practice
- Your organisation can work towards achieving good practice indicators over time, and this check can be used to identify areas in which your organisation wishes to extend its practice
- Please indicate if achieving or not achieving. Your answers provide ACFID with a better understanding of where members may need more support, as well as identifying good practice in our membership.

	Achieving	Not Achieving
A human rights or rights based approach is integrated into programming.	<input type="radio"/>	<input checked="" type="radio"/>
Information about issues relating to human rights is promoted to the public and external stakeholders.	<input checked="" type="radio"/>	<input type="radio"/>
Periodic evaluation and reflection on their rights based approaches is undertaken.	<input type="radio"/>	<input checked="" type="radio"/>
Training is provided to staff and volunteers on a rights based approach to development.	<input type="radio"/>	<input checked="" type="radio"/>

[Previous](#) **Save & Continue** [Mark commitment as complete](#)

Copyright © 2023 ACFID. All rights reserved. [Website Terms and Conditions](#) [Privacy Policy](#)

STEP 16

Click on Save & Continue

Periodic evaluation and reflection on their rights based undertaken.

Training is provided to staff and volunteers on a rights based development.

[Previous](#) **Save & Continue** [Mark commitment as complete](#)

Copyright © 2023 ACFID. All rights reserved. [Website Terms and Conditions](#) [Privacy Policy](#)

STEP 17

Continue reviewing the responses as required.

The screenshot shows the Australian Council for International Development website. The navigation menu includes HOME, EVENTS, COMMUNITIES, CODE OF CONDUCT, and Code Team Chair. The breadcrumb trail is Home / My Code of Conduct Re... / **CSA Submission Details** / Quality Principle. A 'Back' button is visible. The main heading is 'Quality Principle 1: RIGHTS, PROTECTION AND INCLUSION'. Below this is a table with the following data:

Commitment ID	Commitment Name	Feedback Provided?	Status
1.1	We respect and protect human rights.	No	Complete
1.2	We respect and respond to the needs, rights and inclusion of those who are vulnerable and those who are affected by marginalisation and exclusion.	No	Complete
1.3	We support people affected by crisis.	No	Complete
1.4	We advance the safeguarding of children.	No	Complete
1.5	We advance the safeguarding of those who are vulnerable to sexual exploitation and abuse.	No	Complete

STEP 18

To print the CSA, go to CSA Submission Details and click on PRINT VERSION.

The screenshot shows the Australian Council for International Development website. The navigation menu includes HOME, EVENTS, COMMUNITIES, CODE OF CONDUCT, and Code Team Chair. The breadcrumb trail is Home / My Code of Conduct Re... / CSA Submission Details. The main heading is 'CSA Submission Details'. A 'PRINT VERSION' button is visible. Below this are several form fields:

Finance Year you are reporting on?
January 2022 - December 2022

Due Date
31/07/2023

Status
Complete, waiting for Chair approval

Below these fields is a table with the following data:

Quality Principle #	Quality Principle Name	All Commitments Completed?	Feedback provided?	Status
1	RIGHTS, PROTECTION AND INCLUSION	Yes	No	Complete
2	PARTICIPATION, EMPOWERMENT AND LOCAL OWNERSHIP	Yes	No	Complete

STEP 19

Click on PRINT

CSA Submission

PRINT

CSA Submission
Organisation: Code Team Test
Financial Year: January 2022 - December 2

STEP 20

Review which documents have been submitted for the Annual Report and Audited Financial Statements. Click the link to download.

4	QUALITY AND EFFECTIVENESS	Yes	No	Complete
5	COLLABORATION	Yes	No	Complete
6	COMMUNICATION	Yes	No	Complete
7	GOVERNANCE	Yes	No	Complete
8	RESOURCE MANAGEMENT	Yes	No	Complete
9	PEOPLE AND CULTURE	Yes	No	Complete

Annual Report & Audited Financial Statements

- Please address each document requirement in the list below.
- You may either upload a document or select the non applicable clause where available.
- Resources and explanatory notes about these document requirements can be found in the Good Practice Toolkit - [here](#)
- File size per document cannot exceed 25MB.

Latest Annual Report (already uploaded: [Code Team Annual Report.docx](#))

Audited Financial Statement (already uploaded: [Code Team Test Financial Statements.docx](#))

Approval

As the Chair of Code Team Test, I certify the information provided below is accurate and hereby approve this submission on this date 16/05/2023

[Approve](#)

Copyright © 2023 ACFID. All rights reserved.Website Terms and ConditionsPrivacy Policy

STEP 21

When you are ready to approve, mark the checkbox and click on Approve.

Annual Report & Audited Financial Statements

- Please address each document requirement in the list below.
- You may either upload a document or select the non applicable clause when
- Resources and explanatory notes about these document requirements can be found [here](#)
- File size per document cannot exceed 25MB.

Latest Annual Report (already uploaded: [Code Team Annual Report.docx](#))

Audited Financial Statement (already uploaded: [Code Team Test Financial Statement](#))

Approval

As the Chair of Code Team Test, I certify the information provided below is accurate as of this date 16/05/2023

[Approve](#)

Copyright © 2023 ACFID. All rights reserved. [Website Terms and Conditions](#)

STEP 22

You can check the status of the CSA in My Code of Conduct Reports. The status will read 'Complete, waiting for CEO approval' or 'Submitted, awaiting ACFID feedback' if the CEO has already approved the reporting.

Many thanks for completing your Code of Conduct reports

The table below will show your organisation's draft or submitted code self assessments. Each organisation should have one draft of submitted CSA every 3 year.

Only select staff members of your organisation with the appropriate permissions will be able to see and contribute to the same draft CSA submission once started.

To print or download a CSA Summary with all your responses please click on the arrow on the right in the table below. You can use this function both for draft CSAs and for submitted CSAs. You can also print/download the CSA Summary when completing the CSA submission by clicking on the print/download button at the top.

Any issues or questions - please do not hesitate to contact ACFID on code@acfid.asn.au

My CSA Submissions

CSA ID	Compliance Contact	Organisation	Status	Submitted Date ↓	Date Submission Due	Financial Year you are reporting on?	
002959	Code Team Compliance Contact	Code Team Test	Submitted, awaiting ACFID feedback	15/05/2023	31/07/2023	January 2022 - December 2022	▼
002960	Code Team Compliance Contact	Code Team Test	ACFID review complete		31/05/2019	January 2019 - December 2019	▼

My Exceptions Report Submissions

CSA ID	Compliance Contact	Organisation	Status	Submitted Date ↓	Date Submission Due	Financial Year you are reporting on?
--------	--------------------	--------------	--------	------------------	---------------------	--------------------------------------

Tango

Never miss a step again. Visit [Tango.us](https://tango.us)